

SONY

Crystal LED

BH- and CH-series

Connection is an authorized reseller of
Sony Professional Display Solutions

Connection[®]
we solve IT[™]



The latest generation of Crystal LED premium displays from Sony makes the appeal of super-size LED video walls even more accessible. See the bigger picture with spectacularly bright, richly colored images, easier installation and simplified maintenance.

Premium super-size images, even in bright environments

BH-series

From corporate entrances and lobbies to retail showrooms – the BH-series delivers impressively big, bright images bursting with rich vibrant color, even in brightly-lit spaces.

Harnessing latest advances in Sony's high-efficiency LED driver technology, the BH-series fills the room with an extraordinary 1,700 cd/m² of brightness – more than double that of other high-end LED displays. It's complemented by an anti-reflection coating on each display panel that prevents ambient light bounce-back under harsh illumination or sunlight. It all adds up to a phenomenal viewing experience that your audience won't forget.



Immersive visual experiences with more depth and color



CH-series

Two secrets of creating truly immersive images are bright, vibrant colors and deep black levels that bring more contrast, depth and texture to faces and other on-screen objects.

In addition huge black area in display by using super fine LED, the CH-series uses Sony's unique Deep Black Coating surface technology enabling our Crystal LED displays to achieve outstanding black levels – superior to other high-end LED video walls. Coupled with the display's extra-wide color gamut, audiences will love being pulled into richly immersive images.

Accurate, natural, smoothly graduated colors

True-to-life, smoothly graduated colors are a must-have for critical viewing applications like movie/TV content production as well as automotive design, product development, and retail.

The BH- and CH-series reproduce color gradations with immense accuracy, using 22-bit Super Bit Mapping – Sony’s unique color mapping process enabled by the power-packed X1™ for Crystal LED picture processor. You’ll see the difference with smooth, natural color transitions and faithful reproduction of subtle tones in dark scenes – something conventional LED displays struggle to achieve.

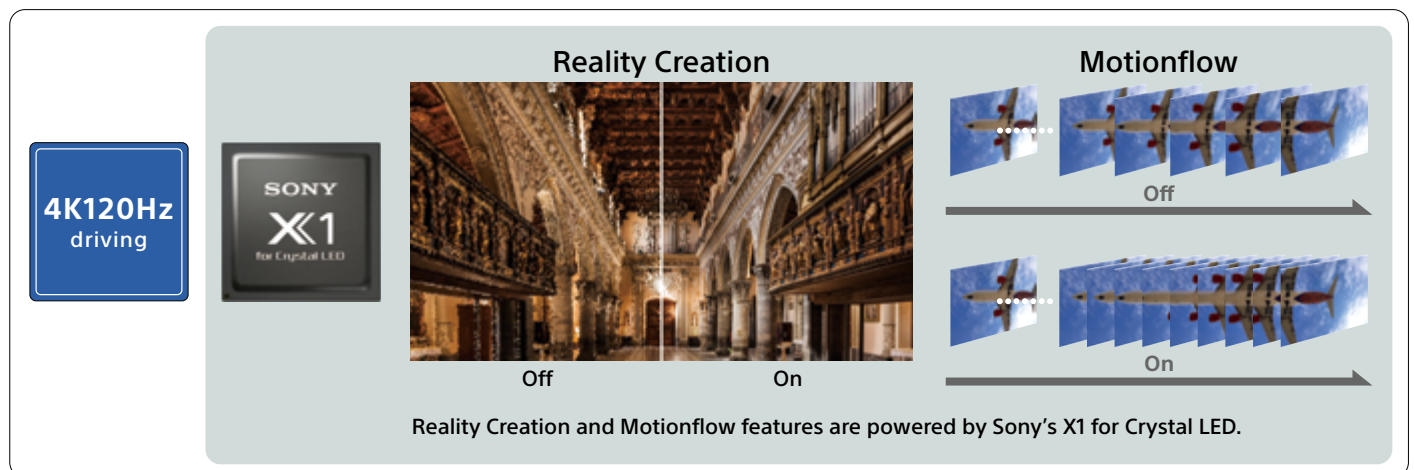


Amazing images with any content

Lower-resolution content – like archive footage or video captured with network cameras – doesn’t often look its best when it’s displayed on a large LED screen. Images can look grainy and pixilated, while fast movements can be blurry and uncomfortable to watch on a big display.

The BH- and CH-series harness advanced 4K 120Hz driver technology, together with real-time image enhancement features powered by Sony’s X1 for Crystal LED picture processor. Every video frame is individually analyzed and optimized to ensure content looks crisp and super-smooth, even if it wasn’t originally shot for large-scale display.

* Reality Creation and Motionflow™ features may not operate when total Crystal LED display resolution is over 4K and multiple display controllers are used.



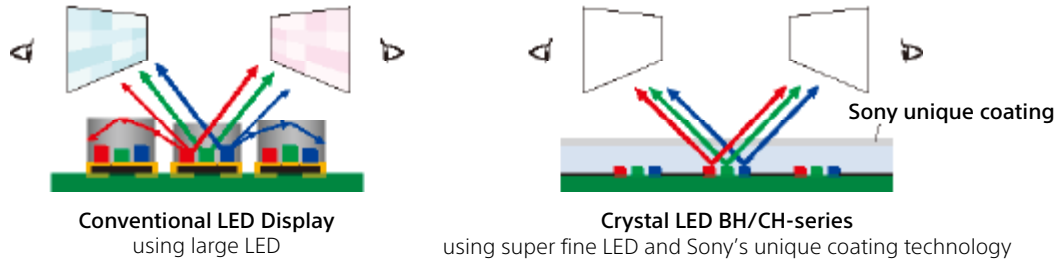
Uniform images with wide viewing angle and natural color

Reliably producing seamless, extra-large images with a wide viewing angle and minimal color shifting are big challenges with any LED display technology. The BH- and CH-series deliver a spectacularly immersive, totally seamless visual experience with an extra-wide viewing angle and no unnatural color shifts.



Uniform color at all angles

Super fine LED and Sony's unique coating technology reduce color shifting when the display is viewed from any angle.



Seamless images

Modules are factory preassembled and calibrated to ensure quick, precise installation.

Consistently precise color

Color adjustment* can be simplified with our auto adjustment tool using a Sony Alpha camera.

* Color adjustment available via future firmware update.

Easy installation, less maintenance

We've designed our latest generation BH- and CH-series to be even easier to install and maintain in a wide range of environments – from corporate boardrooms to entrance lobbies, showrooms and retail stores.

Designed with intelligence

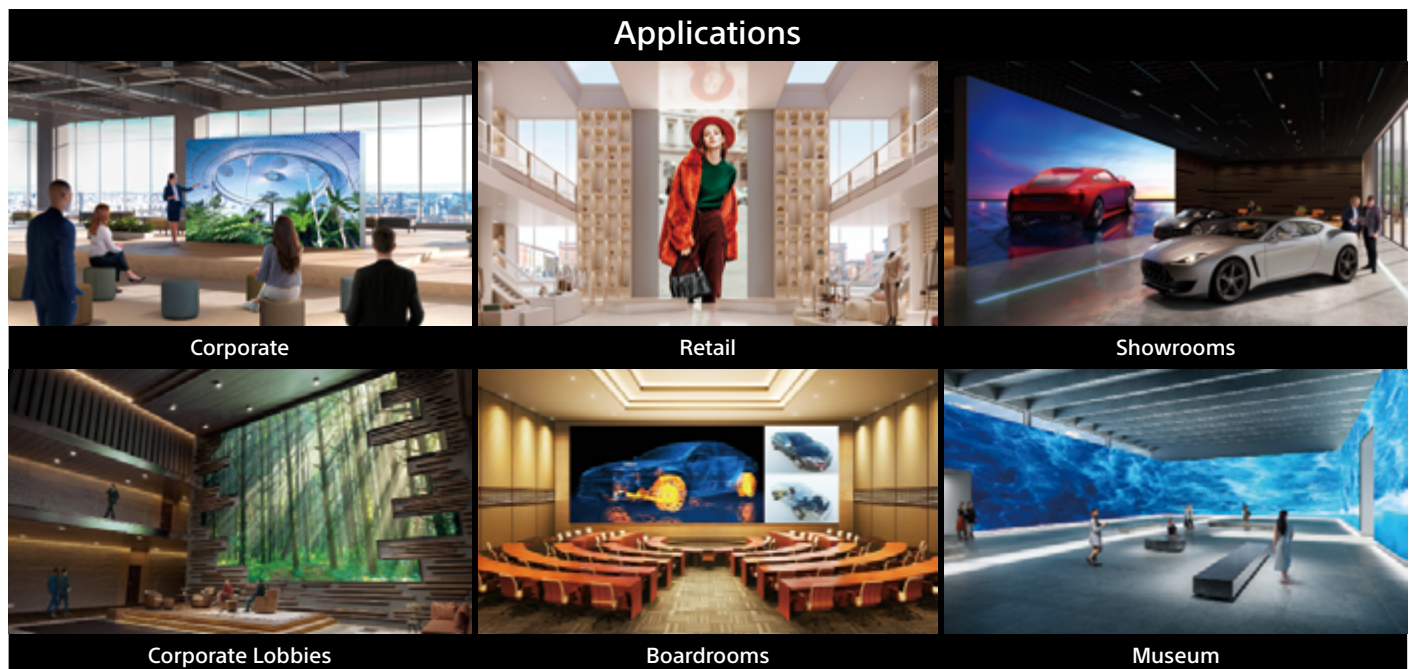
Newly designed cabinets are thin and light, broadening options for installation in spaces with limited depth or weight restrictions.


Rapid installation

With fewer parts to assemble, on-site installation time is dramatically reduced, further cutting integration costs.

Simpler maintenance

All system components and cabling are accessible from the front, simplifying installation and maintenance where there's no rear access.





Specifications

Display Cabinet

Specification	ZRD-BH12D	ZRD-BH15D	ZRD-CH12D	ZRD-CH15D
Surface	Anti-reflection coating		Deep black coating	
Pixel Pitch	1.27 mm	1.59 mm	1.27 mm	1.59 mm
Resolution (W x H)	480 x 270	384 x 216	480 x 270	384 x 216
Brightness (Max.)	1,700 cd/m ²		1,300 cd/m ²	
Contrast Ratio (0 lx)	More than 1,000,000 : 1			
Viewing Angle (H/V)	170° / 170°		160° / 160°	
Color Gamut (BT2020, Δu'v' coverage)	Approx. 86 %			
Color Gamut (DCI-P3, Δu'v' coverage)	Approx. 97 % (ZRD-BH12D/CH12D : DCI acceptable)			
Color Gamut (sRGB, Δu'v' area)	Approx. 148 %			
Bit Depth	22 bit Internal Processing			
Frame Rate	Up to 120 fps			
Signal Interface	1 in 1 out (2 x RJ45)			
Operating Temperature / Operating Humidity	0 °C to 45 °C (32 °F to 113 °F) / 20 % to 80 % (no condensation)			
Storage Temperature / Storage Humidity	- 20 °C to 60 °C (- 4 °F to 140 °F) / 20 % to 80 % (no condensation)			
Power Requirements	AC 100 - 240 V, 50 / 60 Hz			
Power Consumption (Max.)	Max brightness	120 W (Per-sqm: 574 W)		
		800 cd/m ²	70 W (Per-sqm: 334 W)	84 W (Per-sqm: 408 W)
Power Consumption (Ave.)	55 W (Per-sqm: 263 W)			
Dimensions (W x H x D)	610 x 343 x 69 mm (24 1/8 x 13 5/8 x 2 3/4 in)			
Mass	Approx. 8.6 kg (18 lb 15.36 oz) (Per-sqm: Approx. 41.1 kg)			
Application	Indoor			

*Please refer to the installation manual for installation.

Optical transmitter / Optical receiver

		ZRA-T1	ZRA-R1
Type		Optical transmitter	Optical receiver
Interface	Input	RJ45 x 3	SFP+ (multi-mode optical fiber)
	Output	SFP+ (multi-mode optical fiber)	RJ45 x 3
Transmission	Fiber optic	300 m (maximum)	
Support signal resolution		up to 1920x1080 (Full HD) (4 pairs required for 4K screen)	
Dimensions (W x H x D)		110 x 33.5 x 142.5 mm (4 3/8 x 1 3/8 x 5 5/8 in)	
Mass		610 g (1 lb 5.5 oz)	
Power*	requirement	DC 5V / 2A	
	consumption	10 W	
	type of terminal	USB Type-C	
Operating Temperature / Operating Humidity		0 °C to 45 °C (32 °F to 113 °F) / 20 % to 80 % (No condensation)	
Storage Temperature / Storage Humidity		- 20 °C to 60 °C (- 4 °F to 140 °F) / 20 % to 80 % (No condensation)	

*Please use a USB AC adapter that is USB PD compliant.

Operation is not guaranteed with all USB AC adapters.

Display Controller

Specification	ZRCT-300
Maximum Control Number of Display Cabinet	ZRD-BH12D/CH12D : 64 ZRD-BH15D/CH15D : 100
Maximum Input Resolution (W x H)	3,840 x 2,160
Maximum Input Frame Rate	120 fps
Multiple Controller Link	Yes
Maximum Linkage Number of Controller	20
Video Input	HDMI x 2, DisplayPort (DP1.2) x 2
Cabinet Output	RJ45 x 12
Control	RJ45 (ethernet) x 1, USB x 1
Fan Noise	27 dBA - 32 dBA (27 dBA@25 °C, 32 dBA@ 35 °C)
Operating Temperature / Operating Humidity	0 °C to 40 °C (32 °F to 104 °F) / 20 % to 80 % (no condensation)
Storage Temperature / Storage Humidity	- 20 °C to 60 °C (- 4 °F to 140 °F) / 20 % to 80 % (no condensation)
Power Requirements	AC 100 - 240 V, 50 / 60 Hz
Power Consumption (Max.)	100 W
Dimensions (W x H x D) (Without protrusion)	440 x 65 x 349 mm (17 3/8 x 2 5/8 x 13 3/4 in) *1.5 U 19-inch rack
Mass	Approx. 6.4 kg (14 lb 1.75 oz)

* This equipment is compliant with class A.

Operation of this equipment in a residential area could cause harmful interference in which case the user may be required to take adequate measures.

Input Signal

HDMI

Resolution	Input frame rate*1	Input bit depth	Input color sampling
3840 x 2160	60P/50P	8 bit	RGB 4:4:4**/YCbCr 4:4:4**/YCbCr 4:2:0
		10 bit	YCbCr 4:2:2**
		12 bit	YCbCr 4:2:2**
	30P/25P/24P	12/10 bit	RGB 4:4:4**/YCbCr 4:4:4**
		8 bit	RGB 4:4:4/YCbCr 4:4:4
		12 bit	YCbCr 4:2:2
1920 x 1080	60P/50P/30P/25P/24P	12/10/8 bit	RGB 4:4:4/YCbCr 4:4:4/YCbCr 4:2:2**
1280 x 720	60P/50P		
1024 x 768	60P		
800 x 600			
720 x 480			
720 x 576			
640 x 480	60P		

*1: 1,000/1,001 frame rate is also supported for 60p/30p/24p.

*2: Strongly recommend using premium high speed HDMI cables.

*3: 12bit only

DisplayPort

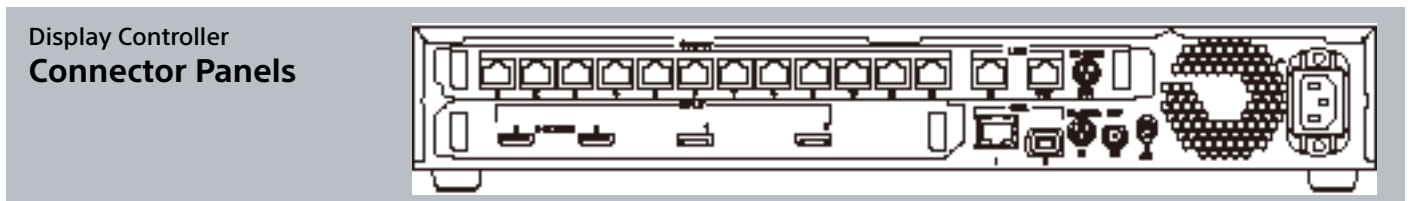
Resolution	Input frame rate*1	Color bit depth	Input color sampling
3840 x 2160**2**3**4	120P/100P	8/10 bit	RGB 4:4:4
3840 x 2160**4	60P/50P/30P/25P/24P		
1920 x 2160	120P**/100P**/60P/30P/25P/24P		
1920 x 1080	120P/100P/60P/50P/30P		

*1: 1,000/1,001 frame rate is also supported.

*2: Supported by two input signals of 1920 x 2160, 120P/100P.

*3: Supported by dual input.

*4: Only multi-stream is supported.



©2024 Sony Corporation. All rights reserved. Reproduction in whole or in part without written permission is prohibited. Features and specifications are subject to change without notice.

Screen images are simulated. The values for mass and dimension are approximate. "SONY" is a registered trademark of Sony Group Corporation. All other trademarks are property of their respective owners.

Please visit pro.sony/crystal-led or contact your Sony representative for specific models available in your region.

MK22003V5YIT24FEB

Contact your Connection Account Team for more information.



Business Solutions 1.800.800.0014
Enterprise Solutions 1.800.369.1047
Public Sector Solutions 1.800.800.0019

www.connection.com/Sony

C2567115-0724

Connection is an authorized dealer of Sony Professional Displays.